

EXACTLY THE PRESSURE THAT I NEED.

Urrea has the best torque wrenches to apply the tension required in bolts and nuts, bolts and fasteners in assembled parts that must comply with a specific torque. In addition to one of the largest networks of authorized service centers that ensures their repair and proper maintenance.

Torque wrenches are offered in various styles. They come in analog or digital versions and are used in a diverse range of applications.

These applications include equipment that handles liquids or fluids, control valves, gauges, internal combustion engines, industrial pipe flanges, appliance assembly, and many other applications that require precision torque tightening.

In heavy industry, torque multipliers are used to apply high values of torque with high precision in tight places replacing lever arms and long keys.



TORQUE MULTIPLIERS

TORQUE MULTIPLIERS



SUPER DUTY



6232

Free reaction

- Strong-Steel housing protects the internal gears against impacts.
- Strong-handle for safer support.



HEAVY DUTY



6225

Dual reaction
High relation



The highest Torque for 1/2" drive.



Graduated scale for measuring the angle of rotation.

- Double reaction (Lever and Type Z).



HEAVY DUTY



6223

Dual reaction

- Made of carbon steel with high quality.
- Ideal for automotive and aerospace.
- Double reaction (Lever and Type Z).



- Ideal for use in building and maintenance machinery and in the automotive industry where requires big torques appliances and with reduced works areas.

ITEM	TYPE	TORQUE RATIO	DRIVE		MAXIMUM TORQUE		REACTION	LENGTH	WEIGHT	C
			FEMALE DRIVE	MALE DRIVE	INPUT	OUTPUT				
6234	Integrated reaction anchor	1:13	3/4"	1"	211 ft-lb	2750 ft-lb	Slave	10-5/8"	13.23 lb	1
6242	Integrated reaction anchor	1:49	3/4"	1-1/2"	118 ft-lb	5800 ft-lb	Slave	14-15/16"	37.48 lb	1
6252	Integrated reaction anchor	1:52	3/4"	1-1/2"	169 ft-lb	8800 ft-lb	Slave	16-1/2"	49.60 lb	1
6202A	Pipe reaction anchor	1:3.5	1/2"	3/4"	168 ft-lb	590 ft-lb	Free	8-1/2"	4.4 lb	1
6212	Pipe reaction anchor	1:3.5	3/4"	3/4"	286 ft-lb	1000 ft-lb	Free	2-7/16"	6.61 lb	1
6222	Pipe reaction anchor	1:12	3/4"	1"	183 ft-lb	2200 ft-lb	Free	13"	13.22 lb	1
6232	Pipe reaction anchor	1:12	3/4"	1-1/2"	300 ft-lb	3600 ft-lb	Free	15-3/4"	20.94 lb	1
6226	Dual reaction high relation	1:15.5	1/2"	1"	142 ft-lb	2200 ft-lb	Dual	21-1/4"	17.2 lb	1
6225	Dual reaction high relation	1:26	1/2"	1"	127 ft-lb	3300 ft-lb	Dual	21-1/4"	19.6 lb	1
6223	Dual reaction	1:5	1/2"	3/4"	220 ft-lb	1100 ft-lb	Dual	15-1/3"	8.8 lb	1
6224	Dual reaction	1:5	3/4"	1"	440 ft-lb	2000 ft-lb	Dual	15-1/3"	9.2 lb	1

SPARE PARTS

TORQUE MULTIPLIER REPAIR KIT FOR MODELS UP TO 2013



SUPER DUTY



6212RR

- Spare parts for torque multipliers models up to 2013.

BULK

ITEM	GEAR FOR MODEL	C
6212RR	6212	1
6222RR	6222	1
6232RR	6232 - 6234	1
6242RR	6242	1

TORQUE MULTIPLIER REPAIR KIT



SUPER DUTY



6202AR

- Spare parts for torque multipliers models after 2013.

BULK

ITEM	GEAR FOR MODEL	C
6202AR	6202A	1
6212R	6212	1
6222R	6222	1
6232R	6232	1
6234R	6234	1
6242R	6242	1
6252R	6252	1
6262R	6262 - (6252 for models before 2013)	1

TORQUE MULTIPLIER REPAIR KIT



HEAVY DUTY



SUPER DUTY



6223T

Torque multiplier repair kit R6226T



6223P

Torque multiplier repair kit R6226PE, R6226PS, 6225PE and 6225PS

BULK

ITEM	GEAR FOR MODEL	C
R6226T	6226	1
6225T	6225	1
R6226PE	6226	1
R6226PS	6226	1
6225PE	6225	1
6225PS	6225	1
6223T	6223	1
6224T	6224	1
6223P	6223	1
6224P	6224	1

DIGITAL TORQUE WRENCHES

DIGITAL TORQUE WRENCHES




SUPER DUTY



6330

AUDIBLE AND LED ALERT MODES.

- Blinking LED's and audible tone sounds when set the torque value is reached.
- LCD screen displays all information.
- Flexible head for more comfortable applications in limited spaces.
- Ratchet type system.
- 4 torque unit scales: ft-lb, in-lb, Nm, Kg-cm
- Quick release system



ITEM	TYPE	LENGTH	DRIVE	TORQUE RANGE			C
				FT - LB	IN - LB	NM	
6310	Digital	15"	1/4"	2.0 - 20.0	24 - 240	2.7 - 27.12	1
6320	Digital	17"	3/8"	5.0 - 100.0	60 - 1,200	6.78 - 135.6	1
6330	Digital	27"	1/2"	25 - 250	300 - 3,000	33.9 - 339	1

ELECTRONIC TORQUE-WRENCHES

ELECTRONIC TORQUE-WRENCHES



MEGA DUTY



6205

- Torque and Angle combo modes provide the most accurate and fastest way to achieve torque plus angle in a single motion.
- Built-in calibration factor for different head lengths.
- Dual side LED indicator lights with

- Quick release system.
- Flexible head.
- Configurable settings.
- Large LCD screen with backlight.
- Four indicator modes: LCD, LED, audible, vibratory.
- Rugged, all-steel body for strength.
- USB downloadable data.
- Includes storage case.

USB port for easy downloadable information no software needed.



ITEM	TYPE	LENGTH	DRIVE	TORQUE RANGE			C
				FT - LB	IN - LB	NM	
6205	Electronic	14"	1/4"	1 - 20	12 - 240	1.4 - 27.2	1
6206	Electronic	18.7"	3/8"	5 - 100	60 - 1,200	6.8 - 135.6	1
6207	Electronic	64.5"	1/2"	12.5 - 250	150 - 3,000	16.9 - 339	1
6208	Electronic	48.7"	3/4"	30 - 600	360 - 7,200	40.7 - 813.5	1

NEEDLE TORQUE WRENCHES

NEEDLE TORQUE WRENCHES IN-LB



SUPER DUTY




6178A

- With 1/4" and 3/8" drives, this category of torque wrenches has the capacity to measure applied torque through a needle rotating on a graduated gauge in metric as well as SAE units.
- It features a calibrated gauge in (in-lb) or (ft-lb) - (Nm) for big models and in (in-lb) - (Nm) for small models.
- Convenient wrench for measuring torque with a gauge, allowing the user to quickly and precisely identify the torque applied.



ITEM	TYPE	LENGTH	DRIVE	TORQUE RANGE			INCHES	WEIGHT
				FT - LB	IN - LB	NM		
6112	Needle torque wrench	10"	1/4"	0 - 2.5	0-30	0-3.5	1	
6007A	Needle torque wrench	10"	3/8"	0 - 12.5	0-150	0-18	1	
6177A	Needle torque wrench	10"	3/8"	0 - 20.8	0-250	0-30	1	
6178A	Needle torque wrench	10"	3/8"	0 - 25	0-300	0-35	1	

NEEDLE TORQUE WRENCHES



6113



ITEM	TYPE	LENGTH	DRIVE	TORQUE RANGE			INCHES	WEIGHT
				FT - LB	IN - LB	NM		
6121A	Needle torque wrench	21.5"	1/2"	0-175	0 - 2,100	0-240	1	
6125	Needle torque wrench	21.5"	1/2"	0-250	0 - 3,000	0-350	1	
6134A	Needle torque wrench	28.2"	3/4"	0-350	0 - 4,200	0-480	1	
6133	Needle torque wrench	46.5"	3/4"	0-600	0 - 7,200	0-800	1	

NEEDLE TORQUE WRENCHES LIGHT-WEIGHT BODY




SUPER DUTY



LIGHT-WEIGHT



6119



6124



- For its lightness they are ideal for working at heights.
- Dial scale torque.
- chromium-molybdenum alloy body.

ITEM	TYPE	LENGTH	DRIVE	TORQUE RANGE			INCHES	WEIGHT
				FT - LB	IN - LB	NM		
6119	Dial torque wrench (in-lb/nm)	12.4"	3/8"	2.5-12.5	30-150	3.5-17.5	1	
6124	Dial torque wrench (ft-lb/nm)	22"	1/2"	50-250	600-3,000	70-350	1	
6126	Dial torque wrench (ft-lb/nm)	47"	3/4"	120-600	1,440-7,200	160-800	1	

CLICK ALUMINUM TORQUE WRENCHES

CLICK ALUMINUM TORQUE WRENCHES FT-LB



MEGA DUTY



LIGHT-WEIGHT



61560



Easy locking and adjustment.



Adjustable design.

- Multi-lever mechanism brings length independence and accurate torque.

ITEM	TYPE	LENGTH	DRIVE	TORQUE RANGE		PRECISION	WEIGHT	INCHES	WEIGHT
				FT - LB	NM				
61560	Click torque	32.28"	3/4"	100-560	140-760	+/- 3%	6.61 lb	1	
61730	Click torque	32.28"	3/4"	140-740	200-1,000	+/- 3%	6.61 lb	1	

CLICK TORQUE WRENCHES

CLICK TORQUE WRENCHES WITH RUBBER GRIP FT-LB/NM FLEXIBLE HEAD



SUPER DUTY



DUAL SCALE FT-LB/NM



- Quick release system.
- Flex-head for tight spaces where a big handle cant fit.

ITEM	TYPE	LENGTH	DRIVE	TORQUE RANGE			INCHES	WEIGHT
				FT - LB	IN - LB	NM		
6007	Flexible head	16-9/16"	3/8"	10-80	120 - 960	16.9-105.1	1	

CLICK TORQUE WRENCHES WITH RUBBER GRIP FT-LB/NM



SUPER DUTY



DUAL SCALE FT-LB/NM




6012A



ITEM	LENGTH	DRIVE	TORQUE RANGE			INCHES	WEIGHT
			FT - LB	IN - LB	NM		
6006	15-1/2"	3/8"	5-75	60 - 900	98.2-102	1	
6012A	15-3/4"	3/8"	10-100	120 - 1,200	16.9-132.2	1	
6016	19"	1/2"	20-150	240 - 1,800	34-197	1	
60143	24-7/16"	1/2"	30-250	360 - 3,000	47-332	1	
6020	42-1/4"	3/4"	100-600	1,200 - 7,200	169-779	1	
6021	70"	1"	200-1000	2,400 - 12,000	305-1322	1	

CLICK TORQUE WRENCH WITH RUBBER GRIP DUAL SCALE FT-LB/NM



ITEM	LENGTH	DRIVE	TORQUE RANGE		☐
			FT - LB	NM	
6022	108-1/2"	1"	300-2000	406.7-2,711.6	1

CLICK TORQUE WRENCHES WITH RUBBER GRIP IN-LB DUAL SCALE FT-LB/NM



ITEM	LENGTH	DRIVE	TORQUE RANGE			☐
			IN - LB	FT - LB	NM	
6061A	9-15/16"	1/4"	10-50	0.83 - 4.2	1.1-5.6	1
6062A	10-1/8"	1/4"	20-150	1.67 - 12.5	2.2-16.9	1
6064A	11-1/4"	3/8"	30-250	2.5 - 20.8	3.3-28.2	1
6066A	15-1/2"	3/8"	100-750	8.3 - 62.5	11.2-84.7	1

CLICK TORQUE WRENCHES ONE SCALE

CLICK TORQUE WRENCHES ONE SCALE



INDUSTRIAL DUTY

- One scale for more accurate setup.
- Quick release system.
- Audible and tactile release mechanism when the set torque value is reached.
- Precise to +/- 3% as per ISO 6789-1.



6010NM



Low-relieve scale mark.



SCALE FT-LB



SCALE IN-LB



SCALE NM

ITEM	LENGTH	DRIVE	RANGE FT - LB	☐
6010FL	16-3/4"	3/8"	10-100 ft-lb	1
6015FL	20-1/2"	1/2"	20-150 ft-lb	1
6025FL	23-3/4"	1/2"	30-250 ft-lb	1
6045FL	40-15/16"	3/4"	50-450 ft-lb	1
6060FL	48-7/16"	3/4"	100-600 ft-lb	1
601KFL	45-11/16"	1"	200-1000 ft-lb	1

ITEM	LENGTH	DRIVE	RANGE IN - LB	☐
6015IL	8-1/16"	1/4"	20-150 in-lb	1
6025IL	9-9/16"	3/8"	30-250 in-lb	1
601KIL	16-3/4"	3/8"	200-1000 in-lb	1
603KIL	23-3/4"	1/2"	600-3000 in-lb	1

ITEM	LENGTH	DRIVE	RANGE NM	☐
6010NM	16-3/4"	3/8"	20-100 Nm	1
6035NM	23-3/4"	1/2"	50-350 Nm	1
6080NM	48-7/16"	3/4"	150-800 Nm	1

PRESET TORQUE WRENCHES

PRESET TORQUE WRENCHES DUAL SCALE FT-LB/NM



SUPER DUTY



6000

- Designed to be used in production and assembly lines where a specific torque is required in repetitive operations. ± 3% precision in right-direction, from 20-100% of its scale.
- Quick release system.

ITEM	TYPE	LENGTH	DRIVE	TORQUE RANGE			☐
				FT - LB	IN - LB	NM	
6000	Preset torque wrench	6-1/2"	1/4"	1-5 ft-lb	12-60	1.3-6.7	1
6001	Preset torque wrench	7-1/4"	3/8"	3-9 ft-lb	36-108	4-12.2	1
6002	Preset torque wrench	11-1/2"	3/8"	10-50 ft-lb	120-600	13.5-67.8	1
6003	Preset torque wrench	19-3/4"	1/2"	45-150 ft-lb	540-1800	61-203.4	1

MICRO ADJUSTABLE TORQUE SCREWDRIVER SET

MICRO ADJUSTABLE TORQUE SCREWDRIVER SET



SUPER DUTY

7 PIECES



NEW

Package content:
 1 Torque screwdriver
 5 Points, Slotted: 5F-6R, 6F-6R, Phillips®: #2, #3, Torx®: T30
 1 10.5" Waterproof box
 • NOM-050-SCFI-2004.

ITEM	PIECES	☐
JHT7	7	1

TORQUE SCREWDRIVERS

MICRO ADJUSTABLE IN-LB



SUPER DUTY



6105A

- Lightweight.
- Easy to use.
- Scale is easy to read.
- Comfortable tri-lobular handle.
- 1/4" interchangeable bit magnetic receptor.
- Cam-based torque limiter.
- Automatically blocks counter-clockwise turning.

ITEM	LENGTH	TORQUE RANGE	DRIVE	☐
6105A	3-7/8"	20-100 in-oz	1/4"	1
6106A	4-1/2"	3-15 in-lb	1/4"	1
6107A	5-1/8"	5-40 in-lb	1/4"	1

PRESET TORQUE SCREWDRIVER

PRE-SET IN-LB



SUPER DUTY



6012

- These torque screwdrivers are adjustable to the torque range and adjustment specified by the customer.

ITEM	LENGTH	TORQUE RANGE	DRIVE	☐
6012	5-5/8"	1.5-15 in-lb	1/4"	1
6013	6"	4-40 in-lb	1/4"	1

PRESET TORQUE SCREWDRIVER B SERIES

MICROADJUSTABLE PLASTIC HANDLE



HEAVY DUTY



6108B

- Plastic handle high durability.
- For assembly operations with adjustment desired torque.
- Adjustment ring.

ITEM	LENGTH	TORQUE RANGE	DRIVE	☐
6105B	7"	0.5-4 in-lb	1/4"	1
6106B	7"	3-15 in-lb	1/4"	1
6107B	7-7/8"	5-25 in-lb	1/4"	1
6108B	7-7/8"	10-50 in-lb	1/4"	1
6109B	7-7/8"	10-90 in-lb	1/4"	1